

Temposonics®

Absolute, Non-Contact Position Sensors

PRODUCT FLASH

New profile for Temposonics® RF



The extremely robust profile protects the RF tube under industrial conditions. It is modular in mechanical design, consisting of one basic and several extension profile parts. These parts can be easily assembled to obtain the total profile length. Maximum flexibility and easy handling, even at larger stroke lengths, are guaranteed. Typical applications are: paper cutting machines and long linear bearings.

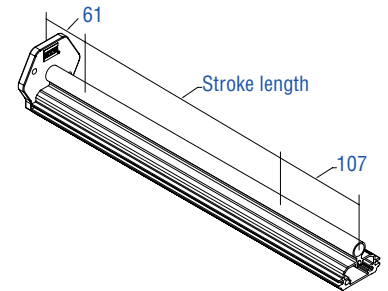
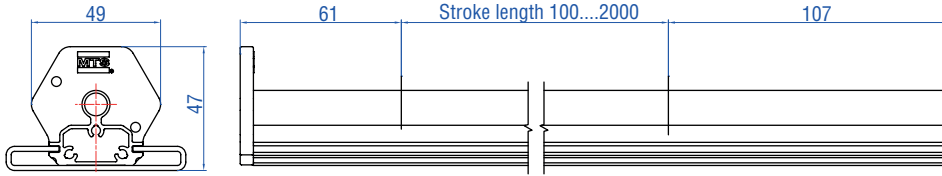
RF

New profile

TECHNICAL DRAWING PROFILE ¹

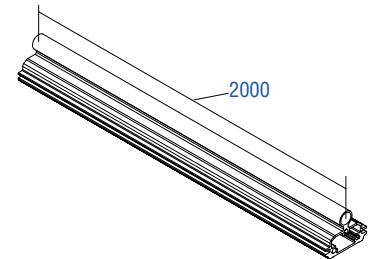
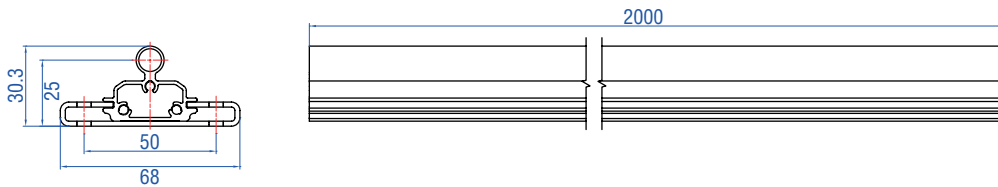
Basic profile

Once per article



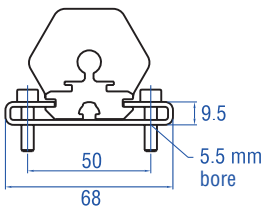
Extension profile

0...9 pieces, depending on ordered stroke length



TECHNICAL DRAWING MOUNTING CLAMP ¹

Part no.: 400 802



DELIVERY INCLUDES

- 1 × basic profile; extension profiles depending on ordered stroke length;
- 2 × mounting clamps up to 1250 mm stroke
- + 1 × clamp for every additional 500 mm;
- 4 × connection pins and 1 × gasket for each extension profile;
- 1 × end cap

ORDER CODE

H	F	P								M
a			b							


a	Specification									
H	F	P	Flexible profile							
b	Stroke length (in mm)									
X	X	X	X	X	XXXXX stroke length (mm), 100...20,000 mm					
Standard strokes: see RF stroke length chart										
R-Series catalog										

TECHNICAL DATA

Profile length	
Basic profile	100...2000 mm (depending on ordered stroke length)
Extension profile	2000 mm
Operating conditions	
Temperature	-40 °C...+75 °C
Ingress protection	IP30
Form factor / Material	
Sensor profile	Aluminum
Magnet type ²	U-magnet / block magnet

1/ All dimensions in mm

2/ See R-Series catalog chapter accessories



Germany
MTS Sensor Technologie GmbH & Co. KG
 Auf dem Schüffel 9
 58513 Lüdenscheid, Germany
 Tel. +49-23 51-95 87 0
 Fax +49-23 51-5 64 91
 info@mtsensor.de
 www.mtssensor.com

Document Part Number:
 551442 Revision A
 07/2013

MTS and Temposonics® are registered trademarks of MTS Systems Corporation. All other trademarks are the property of their respective owners. Printed in Germany. Copyright © 2013 MTS Sensor Technologie GmbH & Co. KG. Alterations reserved. All rights reserved in all media. No license of any intellectual property rights is granted. The information is subject to change without notice and replaces all data sheets previously supplied. The availability of components on the market is subject to considerable fluctuation and to accelerated technical progress. Therefore we reserve the right to alter certain components of our products depending on their availability. In the event that product approbations or other circumstances related to your application do not allow a change in components, a continuous supply with unaltered components must be agreed by specific contract.